


Wilson Avenue School  
Summer Reading Assignment  
Students Entering 1<sup>st</sup> Grade



Required Book: **Green Eggs and Ham** by Dr. Seuss

Required Assignment:


- After reading **Green Eggs and Ham**, draw and describe a food that is as strange as green eggs and ham!

# Wilson Avenue School

## Math Packet

### Summer 2018

Margarita Hernandez, Principal



Name \_\_\_\_\_

Dear Parents: This summer your child will be working on a spring packet that is aligned with the common core standards to enhance and reinforce strategies. Please encourage your children to try their best utilizing what they have learned in class. Packets are due back on or before September 4, 2018. This packet will count as your child's first Math Grade.


**Return completed packet to 1<sup>st</sup> Grade teacher on or before September 4, 2018**

I have checked the work completed. \_\_\_\_\_

(Parent Signature)

Name \_\_\_\_\_

1.



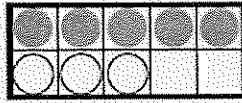
$4 + 2$

$5 + 2$

$4 + 3$

$5 + 3$

2.




$7 - 3$

$8 - 3$

$7 - 2$

$8 - 5$

3.




2

4

3

8

4.



$6 + 4 = \underline{\quad}$

10

4

6

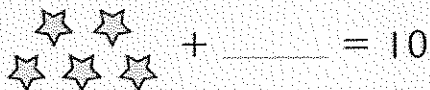
1

**DIRECTIONS** 1. There are 4 flowers in the vase. Eva puts 3 more flowers in the vase. Mark beside the addition that shows how many flowers there are now. 2. Jamie has 8 counters. 3 counters are white. Mark beside the subtraction that shows how many counters are gray. 3. There are 6 frogs at a pond. 2 hop away. How many frogs are left? Mark beside the number. 4. There are 4 ducks at the pond. 6 ducks join them. How many ducks are there altogether? Mark beside the number.



Name \_\_\_\_\_

5.

 6 4 5 3

6.

$$9 + \underline{\hspace{1cm}} = 10$$


 3 1 2 0

7.

71	72	73	74	75	76	77	78	79	80
81	82	83	84	85	86	87	88	89	90
91	92	93	94	95	96	97	98	99	—

 100 89 90 80

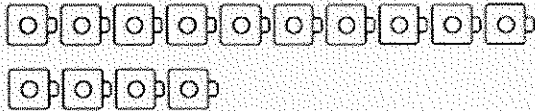
8.

 20 18 19 17

**DIRECTIONS** 5. Count the stars. How many more stars are needed to make 10? Mark beside the number. 6. What number is being added to the set? Mark beside the number. 7. Point to the numbers as you count. Mark beside the number that completes the counting order. 8. Count the baseballs. Mark beside the number that shows how many.

Name \_\_\_\_\_

9.



- 5
- 15
- 14
- 24

10.

5

- 7
- 3
- 4
- 1

11.

7

- 2
- 9
- 7
- 10

12.




- $5 = 1 + 4$
- $3 = 2 + 1$
- $5 = 3 + 2$
- $4 = 3 + 1$

**DIRECTIONS** 9. Count the cubes. Mark beside the number that shows how many. 10. Mark beside the number that is greater than the number at the beginning of the row. 11. Mark beside the number that is less than the number at the beginning of the row. 12. Mark beside the addition sentence that shows the number pair that matches the picture.

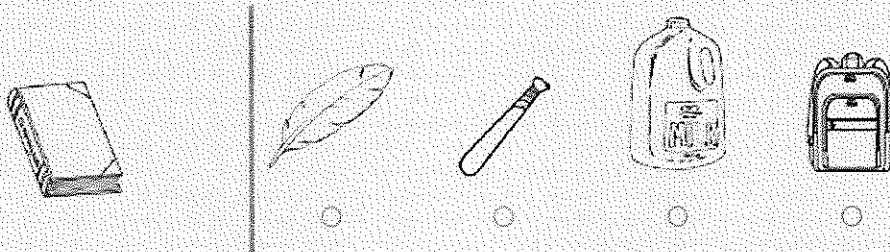


Name \_\_\_\_\_

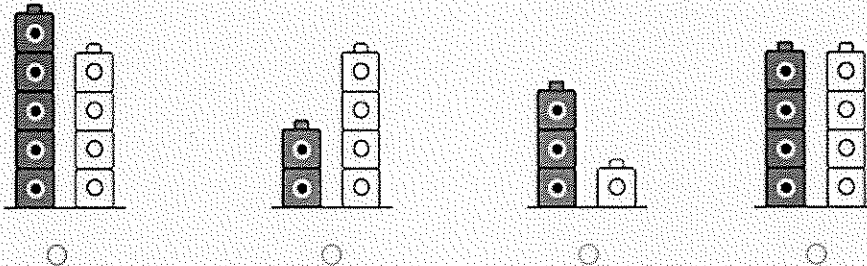
13.



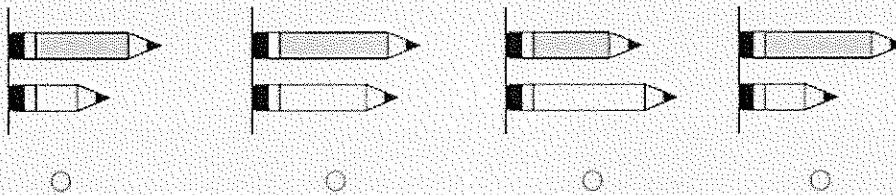
14.



15.



16.




**DIRECTIONS** 13. Which tree is taller? Mark below the picture. 14. Mark below the object that is lighter than a book. 15. Mark under the set that shows that the gray cube tower is shorter than the white cube tower. 16. Mark below the set that shows that the gray pencil is shorter than the white pencil.

**GO ON** 



Name \_\_\_\_\_

17.



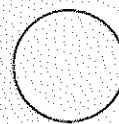

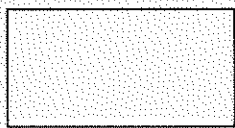

5

3


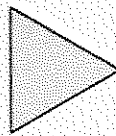

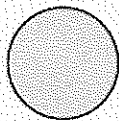
4

2

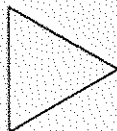
18.



19.



20.



2

4

3

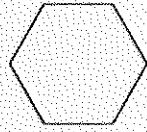
5

**DIRECTIONS** 17. How many sides does a square have? Mark beside the number. 18. Mark under the shape that does not belong. 19. Mark under the size shape that does not belong. 20. Mark beside the number that shows how many corners or vertices the triangle has.

**GO ON** 

Name \_\_\_\_\_

21.



10

8

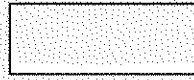
9

6

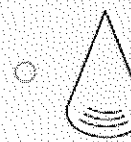
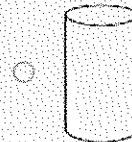
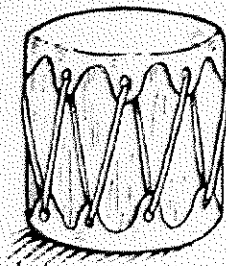
22.



23.



24.



**DIRECTIONS** 21. Mark beside the number that shows how many corners or vertices the hexagon has. 22. Mark under the set that shows a cube beside a cylinder. 23. Mark below the triangle. 24. Mark beside the shape that is the same shape as the drum.

